

## **F3. Samuel the Prophet**

*1 Samuel 3*

### **Learning Objectives**

1. The children will explore the story of God calling Samuel to be a prophet.
2. The children will recognize that today God calls us, even as children, to help Him serve others.

**Memory Verse:**            *“Speak, for your servant hears.” --1 Samuel 3:10*

### **Getting Started**

*Choose One*

#### **All Ages**

#### **Activity**

Before Class: Trace a circle approximately 10 cm in diameter onto the heavier weight paper. Cut out the circle and write the memory verse on it. Hide it in the teaching area. Make sure it is in a place where the children will not find it right away.

Tell the children that a paper circle with a special message is hidden in the room and you would like them to find it. You are going to give them clues as to where they will find the object. They are to follow the clues until they locate the circle. Continue giving clues until one of the children finds the circle. Ask the child who finds the circle to read the message on it. Tell the children that the lesson today is about what a young man did when he finally recognized God was calling him.

#### **Mirror Image**

See: <http://children.ccm.com/curriculum/> → OT Support Curriculum → Page 8 → “Samuel is Called” → Page 2

Tell the class that today some of them are going to be mirrors. What this means is that they will do exactly the same thing as their partner. Please see the above website for detailed instructions.

After everyone has had a turn, gather the children together and ask them if it was hard to be the mirror. Let them comment on what it was like playing the game. Then explain that it is hard to be someone that you are not. God has made us exactly the way He wants us. He has a plan for our life just like Samuel. We should not try to be someone else but ask the Lord to show us who He wants us to be. God has a special purpose for our lives.

### **Bible Lesson with Discussion Questions**

**Message:**                    *God will bless us when we answer His call to serve Him.*

#### **The LORD Calls Out to Samuel**

The boy Samuel served the LORD under the direction of Eli. In those days the LORD didn't give many messages to his people. He didn't give them many visions.

One night Eli was lying down in his usual place. His eyes were becoming so weak he couldn't see very well. Samuel was lying down in the LORD's house. That's where the ark of God was kept. The lamp of God was still burning. The LORD called out to Samuel.

Samuel answered, “Here I am.”<sup>5</sup> He ran over to Eli and said, “Here I am. You called out to me.”

But Eli said, “I didn't call you. Go back and lie down.” So he went and lay down.

## **Bible Lesson with Discussion Questions - *Continued***

Again the LORD called out, "Samuel!" Samuel got up and went to Eli. He said, "Here I am. You called out to me."

"My son," Eli said, "I didn't call you. Go back and lie down."

Samuel didn't know the LORD yet. That's because the LORD still hadn't given him a message.

The LORD called out for the third time. He said, "Samuel!" Samuel got up and went to Eli. He said, "Here I am. You called out to me."

Then Eli realized that the LORD was calling the boy. So Eli told Samuel, "Go and lie down. If someone calls out to you again, say, 'Speak, LORD. I'm listening.'" So Samuel went and lay down in his place.

The LORD came and stood there. He called out, just as he had done the other times. He said, "Samuel! Samuel!"

Then Samuel replied, "Speak. I'm listening."

The LORD said to Samuel, "Pay attention! I am about to do something terrible in Israel. It will make the ears of everyone who hears about it tingle. At that time I will do everything to Eli and his family that I said I would. I will finish what I have started. I told Eli I would punish his family forever. He knew his sons were sinning. He knew they were saying bad things about me. In spite of that, he did not stop them. So I made a promise to the family of Eli. I said, 'The sins of Eli's family will never be paid for by bringing sacrifices or offerings.'" "

Samuel lay down until morning. Then he opened the doors of the LORD's house. He was afraid to tell Eli about the vision he had received. But Eli called out to him. He said, "Samuel, my son."

Samuel answered, "Here I am."

"What did the LORD say to you?" Eli asked. "Don't hide from me anything he told you. If you do, may God punish you greatly." So Samuel told him everything. He didn't hide anything from him. Then Eli said, "He is the LORD. Let him do what he thinks is best."

As Samuel grew up, the LORD was with him. He made everything Samuel said come true. So all the Israelites recognized that Samuel really was a prophet of the LORD. Everyone from Dan all the way to Beersheba knew it. The LORD continued to appear at Shiloh. There he made himself known to Samuel through the messages he gave him.

### **Discussion Questions:**

1. How do you think Samuel may have felt after being called three times only to find out that Eli was not the voice he heard?
2. Describe two things Samuel did. *(They should be able to identify that Samuel obediently did what Eli told him to do and he opened his heart to answer God's call.)*
3. What can you do to serve God? *(Make a list together on the white board/easel).*

## **Application to Real Life**

Enjoy a healthy snack together. At the top of a piece of chart paper or on your easel, write “I hear God’s call...”

Have the children reflect on the lead-in exercise and briefly discuss whether it was difficult for them to follow the clues to where the circle was hidden. Briefly explain to the children that sometimes we are so distracted by our own thinking that we do not always hear what is said to us.

Prompt the children to reflect again on what Samuel finally did at the end of the story and ask them to share their responses. After they respond, make sure they are able to identify that Samuel obediently did exactly what Eli told him to do, and Samuel opened his heart to answer God’s call. Emphasize that our hearts should also be open so that we recognize when our heavenly Father calls us. Ask the children how, even as children, God may call them today. Write their answers on the chart paper. Explain to them that sometimes God’s call can be when we have a thought or feeling to do something for someone or something within the congregation.

Remind the children that in order for our heavenly Father to be able to prompt us to do a task our hearts should be open like Samuel’s heart was at the end. If we are too busy or push the thought aside and decide not to do it, we miss the opportunity to answer God’s call today. Every time we answer God’s call it serves to our blessing.

## **Memory Work Fun**

*5 minutes*

1. Recite the memory verse.
2. Practice finding the memory verse and/or Bible text in their Bible!
3. Pick a fruit of the spirit – ask the children to explain what it means and give an example.
4. Play a game to review a Commandment (toss the bean bag/stuffed animal, the person who catches it says the next word...try to go faster and faster).
5. Allow a volunteer (child) to lead the class in an opening/closing prayer.

## **Activity Ideas**

### ***All Ages***

#### **Fingerprint Match Game**

See: <http://children.ccm.com/curriculum/> → OT Support Curriculum → Page 8 → “Samuel is Called” → Page 6-7

Before class, make two fingerprints of each finger from one hand onto a sheet of paper. You will have two thumbprints alike, two index fingerprints, etc. Leave enough space in between so that you can enlarge them for the game. Enlarge the prints on a copy machine and make into 10 squares of equal size. Please see the above website for detailed game instructions.

After playing a couple of rounds of match game, allow the children to do their own fingerprints (using washable ink pads or markers) onto their activity sheets. Next, have the children compare fingerprints with the other children. Are any two alike? Fingerprints are so different that we use them to identify who we are. No two are alike. It is the same with us. God has created no two of us exactly the same. He wants to use us for His purposes and plans. He wants us to serve Him.

## **Activity Ideas - continued**

### **Uniqueness In God's Creation**

See: <http://children.ccm.com/curriculum/> → OT Support Curriculum → Page 8 → "Samuel is Called" → Page 8

Gather leaves (a variety) and give children white paper and peeled crayons so they can color with the sides. Place leaves in a pretty basket in center of table. If you have a larger class, you may need two or three baskets for the leaves and make smaller groups of five or six children. Have the children pick out some leaves and place them under the white paper. Next, have them trace over the leaves using the side of the crayons. An image of the leaf will appear onto the paper. Explain that God could have made all leaves the same, why did He not? He could have made us all alike too, but He did not! God has created each one of us uniquely with special abilities and gifts. God wants us to use our unique gifts and talents to serve Him. Review the message statement.

### ***Grades K-2***

#### **Puzzle: Who Did God Call to Work?**

Before Class: Print a worksheet for each child. (See page at the end of this lesson).

Give a worksheet to each child. Tell them, they must first identify the picture, and write what it in the space provided. Afterwards they should write the first letter of each word on the lines at the bottom of the page. The children can color their worksheet when they are finished. *Note: You may need to do this together as a class, depending on the abilities of your students.*

#### **Group Work: Samuel the Prophet**

Before Class: Print and cut out the story line cards (found at the end of this lesson).

Ask the children to sit on the floor in a circle. Choose one of the story line cards. Whisper the story line into the ear of one child This child whispers what they heard into the ear of the person on their left. When the message returns to the first child, they say what they heard out loud. Repeat the process beginning with a new child and a new story card.

### ***Grades 3-5***

#### **Role Play Wake Up!**

Before Class: Print a copy of the play for each character. (See pages at the end of this lesson).

## **Journal**

*Optional*

### ***Grades K-2***

Draw a picture of you serving God in your congregation. How does it make you feel when you do things for God? Write about it.

### ***Grades 3-5***

Finish the following: "When I am older, I would like to serve God by..."

## Homework Ideas

- Read at home with a grownup: **"The Capture and Return of the Ark"** (1 Samuel 4:1-7:2).
- Be able to recite the memory verse:  
*"You who have respect for the Lord, praise Him!...honor Him!...worship Him!"*  
--Psalm 22:23
- Work on commandment # \_\_\_\_\_ to memorize.
- Color **The Capture and Return of the Ark** coloring sheet as your parents read you the Sunday School Lesson. Return your coloring page for a sticker.
- Whom or what do you fear? Why do you fear that person or thing? Think about it before coming to class.

## Other Resources

[www.daniellesplace.com](http://www.daniellesplace.com) → Resource Room → Search "Samuel Listens to God"

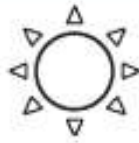
<http://children.ccm.com/curriculum/> → OT Support Curriculum → Page 8 → "Samuel is Called"





## Puzzle: Who Did God Call to Work?

Write the name of the picture then write the first letter of each word on the lines below.



\_\_\_\_\_



\_\_\_\_\_



\_\_\_\_\_



\_\_\_\_\_



\_\_\_\_\_




\_\_\_\_\_

-----





## Group Work: Samuel the Prophet



**Samuel is sleeping.**

**Samuel hears his name.**

**Samuel goes back to sleep.**

**Samuel does not recognise God's voice.**

**Samuel says, "Speak Lord your servant hears you."**



## Role Play: Wake Up!

**Narrator:** *(Talking to the audience.)* Once upon a time there was a boy who liked sleeping... he liked it SO much *(stressing the word SO)*. Suddenly one night, he woke up when he heard a voice say, "Samuel! Samuel! Wake up! I need you!"

**Samuel:** *(Wakes up suddenly.)* What? Who is there? *(He gets up and walks to Eli's room.)* What do you need? I am SO tired... *(Says while yawning.)*

**Eli:** I did not call you. Go and continue sleeping. Tomorrow you have to start work very early.

**Narrator:** Samuel goes to sleep again. When he gets into the "right" position to fall asleep again, he hears the voice say, "Samuel! Samuel! Wake up! I need you!" Samuel gets up again, and walks back to where Eli is sleeping. He opens his mouth to say something and just before he starts speaking Eli says...


**Eli:** It was not me. Pay attention. Someone else is calling you.

**Narrator:** Samuel goes back to his bed and lies there but with his eyes WIDE open. Suddenly, he hears the voice again, "Samuel! Samuel! Wake up! I need you!"

**Samuel:** Is it You my dear God? I am here. Sorry I did not recognise Your voice before! Please tell me what You want me to do!

Name: \_\_\_\_\_

## The Capture and Return of the Ark



"You who have respect for the Lord,  
praise Him!...honor Him!...worship Him!"  
--Psalm 22:23



## Take Home Page: F3. Samuel the Prophet

### Today I learned...

Today your child learned that **God will bless us when we answer the call to serve Him.** The children reviewed the story of how God called Samuel to be a prophet. They also explored how God calls us as well, to help Him by serving others.

### Help me learn my memory verse...

*"Speak, for your servant hears." --1 Samuel 3:10*

### Ask me...

1. What happened to Samuel in the story?
2. How would you react if you realized you were hearing the voice of God? Why?
3. What can you do to serve God in the congregation? At home? Discuss together.

### Live Your Faith...

*Ask your child to help you prepare and serve a meal in your home. As you work together, talk about what a joy it is for you to serve a meal to your family and/or to friends. Remind your child that by serving this meal with love and thankfulness in your heart, you are also serving the Lord because you are actively loving one another. As you eat together, talk about specific ways you and your children can serve our Heavenly Father each day, both at home and in your congregation. Talk about it.*

